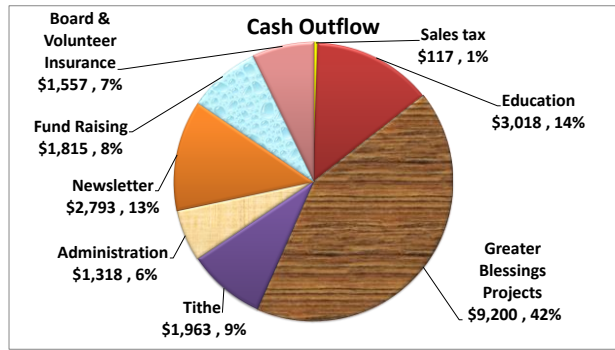
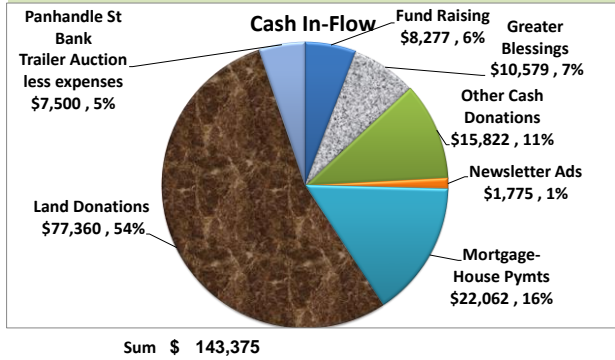
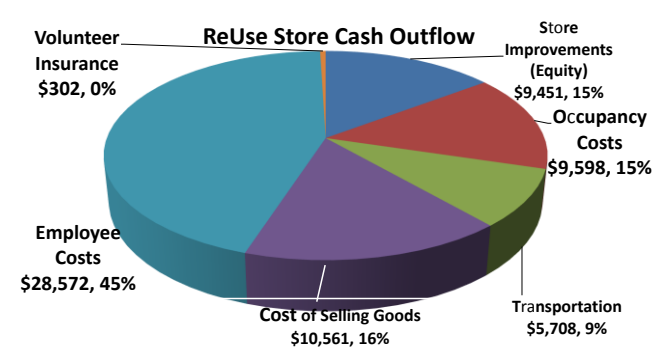


2013 Finances



SVFCH Net = Cash Flow - Exp \$ 121,594



ReUse Store \$ (15,153)

Net Equity Increase = \$106,441

Here are our past year's finances. Again this year, since Verne is still finalizing the records for our 990 Income Tax forms, these figures are a *very close estimate*.

I have tried to divide the Fuller Center organization with its activities from the ReUse Store. This is a bit challenging when figuring insurance costs on volunteers, etc.

Our fantastic increase in net equity is due to 2 land donations: a lot in the Polaris Edition in Osburn donated by Shoshone County Housing and the 12 acres of forested land donated by Nancy Hardy--we are looking in to surveying the 12 acres.

Our construction costs were for Greater Blessings projects. We completed 3 and are still awaiting the completion of the Mace home. We will be working with the Idaho Servant Adventurers (Shoshone Base Camp youth) again this summer.

Employee costs are for Kevin Hutchings as a full time co-manager at the ReUse Store. The expenses include all the Unemployment, Workman's Comp, etc., that go with employment.

We did invest funds in some repair and remodeling of the building itself and constructing sheds for sale. When we finish the repairs, such as the floor in the west front room and re-roofing, we will be able to put more money in our building programs.

Cost of selling goods includes sales taxes, supplies, stolen cash, etc. Occupancy costs include utilities, etc.

The educational costs were for part of the newsletter expenses, website, and our Board Retreat.

Transportation costs included license fees, vehicle repair, and gas for gleaning donations.

Thank you all, donors and volunteers, for making this a successful year.

Your editor, Judy

**Need Paint? Building Maintenance - True Vallue in Wallace
Donated 6 pallets with lots of variety. Come See!**